

SOS

Save Our Self-Advocacy

#AWPPF2017

All Wales People First Conference Report 2017

Aberavon Beach Hotel

Wednesday 4th and Thursday 5th October



Introduction

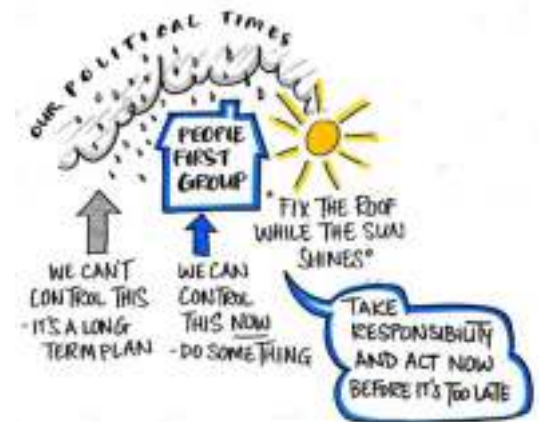
Lucy Hinksman, Chair of the National Council opened the conference.

Joe Powell, National Director, showed a film of the growing threats to self-advocacy in Wales. The threats included

- Austerity and cuts to local authority funding.
- The political climate; it's claimed that the current UK governments treatment of disabled people is illegal.
- Third sector funding is harder to get for the core purposes of self-advocacy groups.

Joe called for groups to work together and learn from each other. He urged groups to get organised and strong, with good governance and informed members.

Joe gave a promise that All Wales People First will always listen to members and asked groups to be honest with All Wales People First.



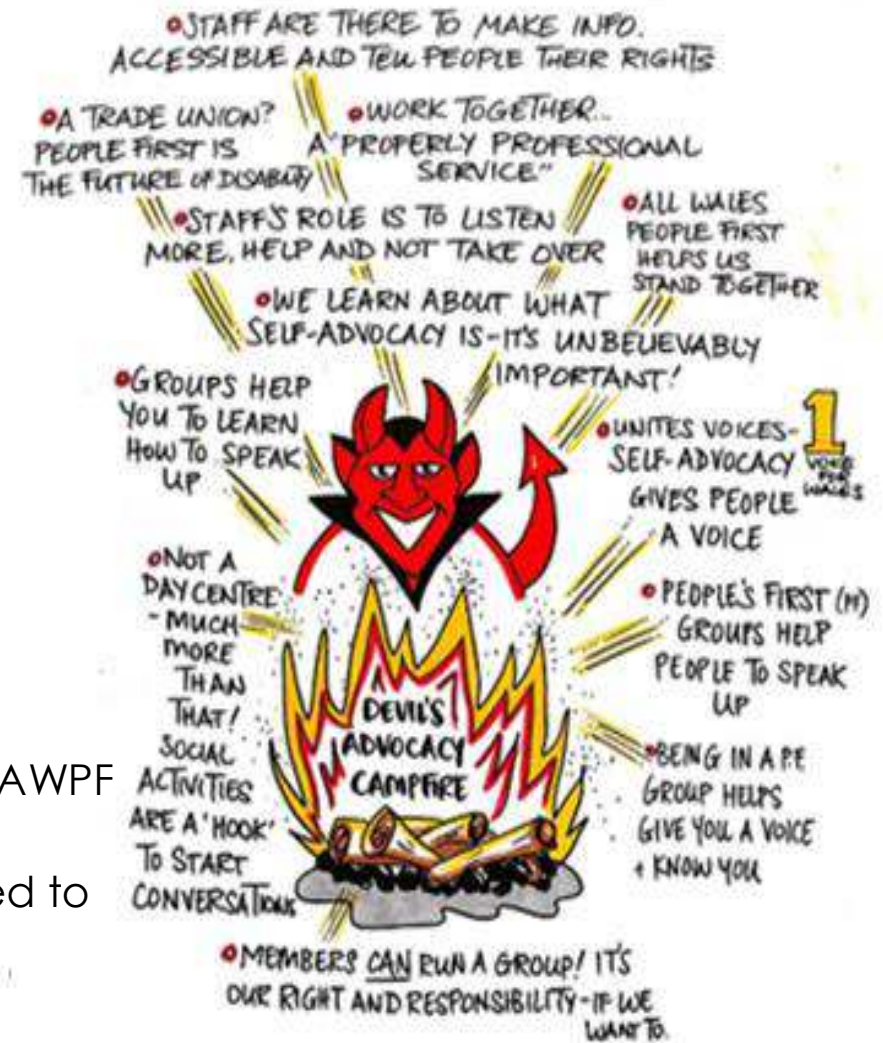


Campfire Conversation

Joe Powell played the Devil's Advocate and stirred up conversation with statements he has heard about self-advocacy



- People First – what's the point now that the Wellbeing act says everyone should be listened to anyway?
- People First – it's just a new type of day centre!
- Members need staff, or it would all fall apart!
- People First Movement, it's a glorified trade union!
- My local group don't help me, what can AWPf do about it?
- Self-advocacy groups are dying – we need to find another way!
- There's no money left!



Other 'players' around the campfire were Tracey Drew, the Rights Champion, Bob Rhodes, the Establishment, Aled Lewis, AWPf member and Simon Cooke, Advisor to Soul Group.

More self-advocates and staff from self-advocacy groups joined the conversation.

Presentation: Self-Advocacy in Wales



Matthew Brindley and Rebecca Wide, AWP Development Workers gave a presentation on their report about self-advocacy in Wales.

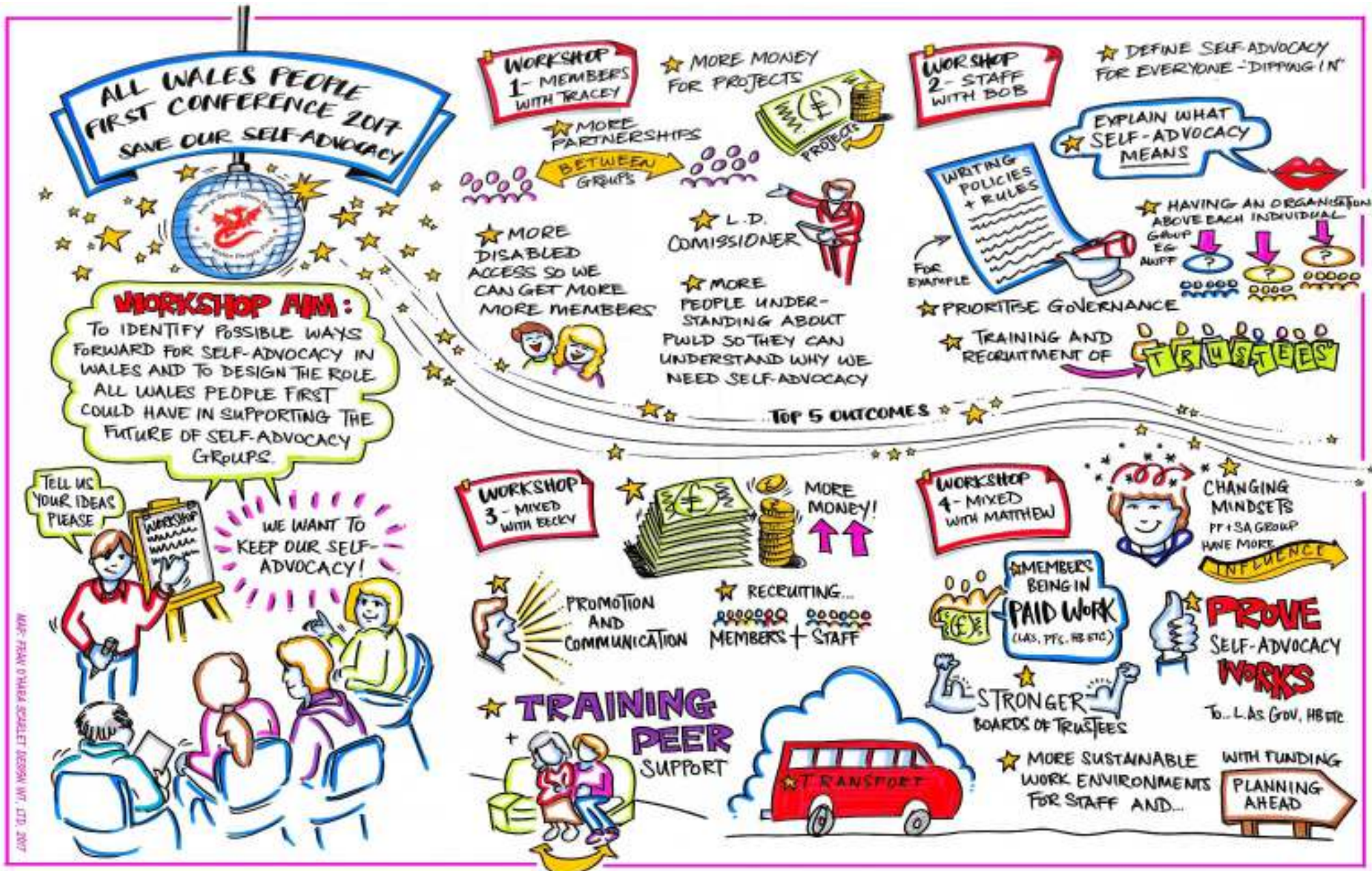
They have visited 19 groups across Wales. Every group is different, but most groups need help to

- Be more sustainable.
- Have more members.
- Get Trustees and Board Members with the right skills.
- Support staff better
- Plan ahead.

Matthew and Rebecca will use the report to focus their work over the next year and to help AWP plan how they support groups across Wales.



Workshops: Planning the Future of Self-Advocacy in Wales





1. Have you enjoyed day 1 of the conference? (Multiple Choice)

Responses		
	Percent	Count
Yes	94.74%	54
No	5.26%	3
Totals		

2. Has the conference been well organised? (Multiple Choice)

Responses		
	Percent	Count
Yes	100.00%	59
No	0.00%	0
Totals		

3. Have you enjoyed the food today? (Multiple Choice)

Responses		
	Percent	Count
Yes	88.14%	52
No	11.86%	7
Totals		

4. What have you enjoyed the most today? (Multiple Choice)

Responses		
	Percent	Count
Joe's speech	40.68%	24
Campfire Conversation	35.59%	21
Development Workers Presentation	3.39%	2
Workshop	20.34%	12
Totals		

Day 2 AdFest



Exhibitors

- Mirus, Better Together
- People First Bridgend
- Pro-Mo Cymru
- Open Door Project
- DRILL/Barod Self Advocacy Toolkit
- Drive
- Cardiff People First with Cardiff Story Museum and Glamorgan Archives
- Public Health Wales
- Engage to Change Project
- All Wales People First Evaluation
- PQasso



Mainstage Speakers

Mirus, Better Together
Conwy Connect

People First Bridgend – Becoming a CIO

Pro-Mo Cymru – AWPf Website

DRILL/Barod Self Advocacy Toolkit

Drive

Cardiff People First, Cardiff Story Museum
and Glamorgan Archives – Take Over Day

Engage to Change Project

Our Rights Our Voice Project, Lynne,

Samantha and Joe

PQASSO





All photographs credited to Natasha Hirst

1. Have you enjoyed day 2 of the conference, AdFest? (Multiple Choice)

Responses		
	Percent	Count
Yes	100.00%	45
No	0.00%	0

2. Has the conference been well organised? (Multiple Choice)

Responses		
	Percent	Count
Yes	100.00%	45
No	0.00%	0

3. Have you enjoyed the food today? (Multiple Choice)

Responses		
	Percent	Count
Yes	84.44%	38
No	15.56%	7

4. What have you enjoyed the most today? (Multiple Choice)

Responses		
	Percent	Count
Information Stalls	34.88%	15
Activity areas	23.26%	10
Mainstage presentations	37.21%	16
Film booth	4.65%	2